

FGL



FGL Battery Range

+
FIAMM.COM

FIAMM
+ -

THE FGL RANGE IS DESIGNED TO SATISFY A WIDE RANGE OF APPLICATIONS REQUIRING HIGH LEVEL OF SECURITY AND RELIABILITY.

FGL BATTERIES OFFER GOOD PERFORMANCE WITH ANY DISCHARGE PROFILE. FGL BLOCS CAN BE INSTALLED IN CABINETS OR RACKS. FGL USES PROVEN VRLA TECHNOLOGY WITH 99% INTERNAL RECOMBINATION EFFICIENCY, IS NON-SPILLABLE AND MAINTENANCE FREE THEREFORE REQUIRES NO TOPPING UP OF ELECTROLYTE DURING ITS FLOAT-LIFE. FGL RANGE IS NON-HAZARDOUS FOR AIR/SEA/RAIL/ROAD TRANSPORTATION AND IS 100% RECYCLABLE. FGL HAS A SELF-DISCHARGE RATE LESS THAN 2% PER MONTH, GUARANTEEING LONG SHELF-LIFE.



MAIN APPLICATIONS:



SECURITY SYSTEMS AND EMERGENCY LIGHTING



RENEWABLE ENERGY



LIGHT TRACTION



LEISURE

SPECIFICATIONS

Special lead calcium tin alloy grid, designed to resist corrosion and provide short recharge time

VRLA AGM technology using low resistance high microporous fiberglass separators

Leak resistant post seal, threaded female M5/M6/M8 terminals with high conductivity and maximum torque resistance

One-way safety relief valves allow gas to escape and prevent the ingress of oxygen.

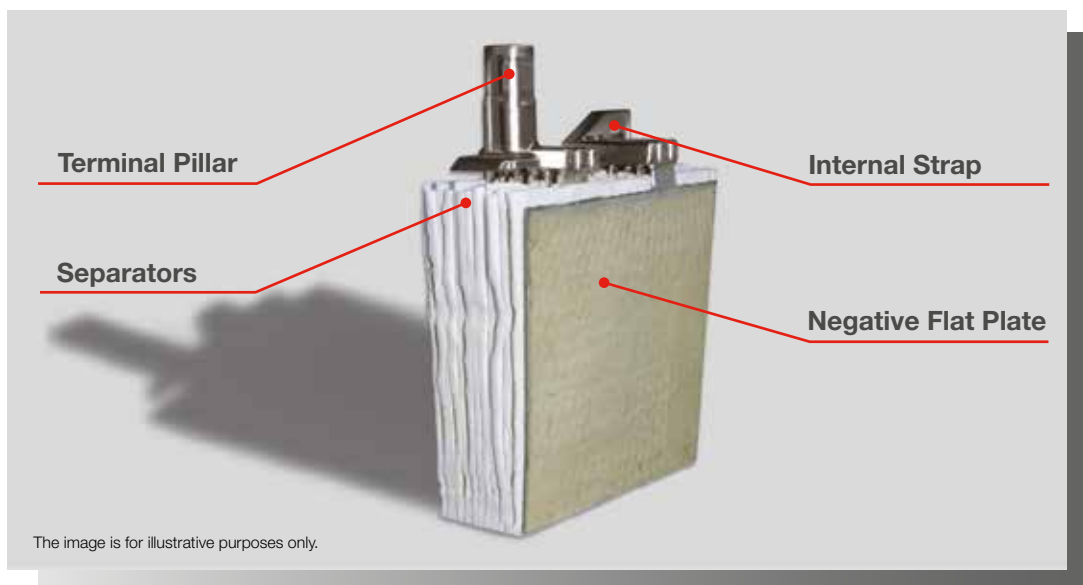
Flame arrestors prevent sparks or flames entering the battery

ABS plastics designed for superior mechanical strength

Heat sealed box to lid weld for superior integrity

Installation in any orientation (excluding permanently inverted)

TECHNOLOGY



FIAMM FGL RANGE USE AGM (ABSORBED GLASS MAT) TECHNOLOGY. THE ELECTROLYTE IS ABSORBED IN FIBERGLASS SEPARATORS WITH 99% INTERNAL GAS RECOMBINATION EFFICIENCY. BLOCS ARE GRANTS NON-SPILLABLE AND MAINTENANCE FREE THEREFORE REQUIRES NO TOPPING UP OF ELECTROLYTE DURING ITS WHOLE LIFE. LOW SELF-DISCHARGE ALLOWS 6 MONTHS SHELF LIFE.

BATTERY TYPE	NOMINAL VOLTAGE (V)	CAPACITY (Ah) 20 hrs to 1.75 VPC at 25°C	NOMINAL DIMENSIONS (mm)				TYPICAL WEIGHT (kg)
			Length	Width	Height	Terminal Height	
12FGL17*	12	17	181	76	167	157	6.0
12FGL27	12	27	166	175	125	117	8.8
12FGL33	12	33	196	130	159	163	11
12FGL42	12	42	197	166	173	163	14
12FGL55	12	55	230	140	207	212	17
12FGL70	12	70	268	174	190	194	20
12FGL70/L	12	70	348	167	177	161	21
12FGL80	12	80	260	168	209	214	23
12FGL100	12	100	330	172	215	222	31
12FGL120	12	120	407	173	220	225	37
12FGL150	12	150	483	170	240	239	46
12FGL210	12	205	522	239	218	223	62

*Plastic are V0 grade flame retardant

ELECTRICAL CHARACTERISTICS

Float Voltage: 2.26 V/cell at 25°C

Boost Voltage: 2.35 V/cell

Float Voltage Compensation with Temperature: -2.5 mV/cell/°C

Self-Discharge at 25°C: <2%/month

STANDARDS

IEC 60896 Part 21 - VRLA methods of testing

IEC 60896 Part 22 - VRLA requirements

Eurobat "10-12 years LONG LIFE"

UL Recognized (except 12FGL17)

CERTIFICATIONS

ISO 9001

Quality Management System

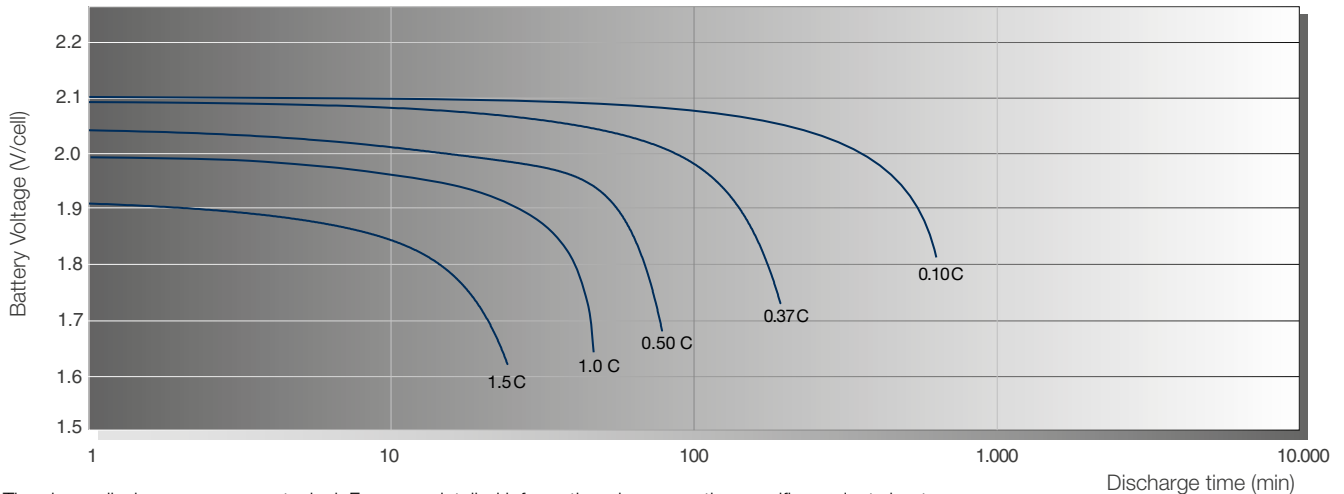
ISO 14001

Environmental Management System

ISO 45001

Workplace Safety & Health

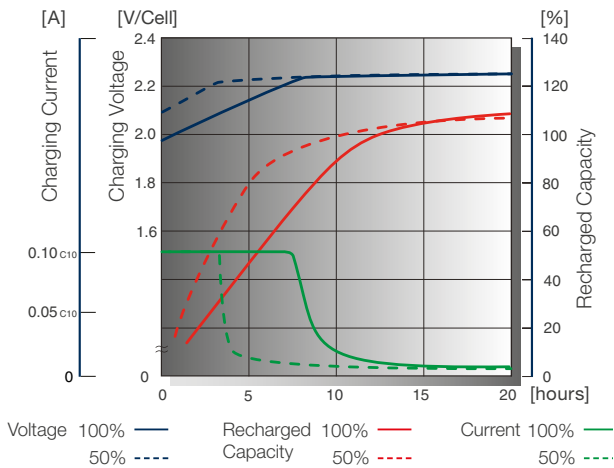
DISCHARGE CURVES at different current / final voltage (at 25°C)



The above discharge curves are typical. For more detailed information please see the specific product sheets.

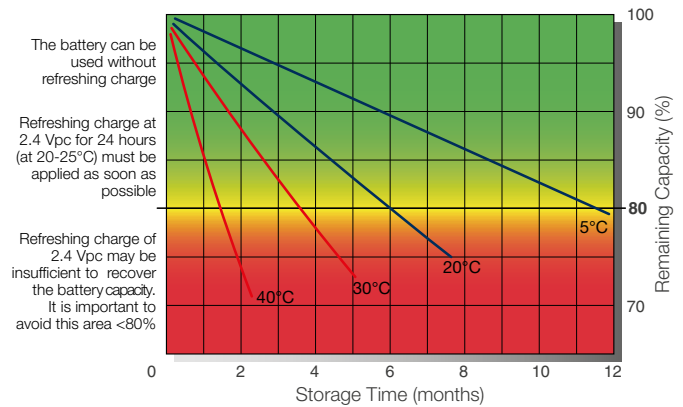
TYPICAL CHARGE CURVES

Battery Voltage and Charge Time for Standby Use (at 25°C)



STORAGE

Capacity loss during storage at various temperatures



Headquarters
FIAMM Energy Technology S.p.A.
 Viale Europa, 75
 36075 Montecchio Maggiore (VI) - Italy
 Tel. +39 0444 709311
 Fax +39 0444 694178

info.standby@fiamm.com
 www.fiamm.com

- [linkedin.com/company/fiammenergytechnology](https://www.linkedin.com/company/fiammenergytechnology)
- [youtube.com/user/FIAMMvideo](https://www.youtube.com/user/FIAMMvideo)
- [fiamm.batteries](https://www.facebook.com/fiamm.batteries)
- [fiammbatteries](https://twitter.com/fiammbatteries)